



Walk Behind 660mm Battery Powered Scrubber Dryer

This battery driven machine with traction has large solution and recovery tanks for extended cleaning times.

The machine is suitable for demanding cleaning tasks in supermarkets, hospitals and retail centres.

The rugged large 76 litres tanks and the easy to understand control panel makes the ENCORE L 26 walk behind scrubber dryer very reliable and simple to use.

What is the BOOST system?

The new SCRUBTEC BOOST 70 scrubber dryer is more productive than any other floor scrubber on the market. The increased productivity is due to a new patented orbital scrub head system with a unique orbital scrubbing motion working with 2250 rpm.

When compared to a disc scrubber, this system will:

- Save water/chemical solution by approx. 50% and with fewer dumps and re-fills.
- Increase battery run time by approx. 28%. Due to the fact that it only requires one brush motor.
- Scrubs more efficiently.
- Improves life of the scrub pads and the floor finish.
- Requires no splash skirts.



The New BOOST 70 is built on the ENCORE 2426 platform, therefore there are only a few new spare parts. Regarding specifications the only difference is that BOOST just needs one 550 Watt brush motor, uses less solution 0 – 2.1 liter/min., brush 2250 rpm, cleaning width 710 mm.





PRODUCT FACTS


- Squeegee blade change and adjustment without any tools.
- Powerful transaxle drive system.
- Exclusive break away squeegee protects inventory.
- Large rugged roto moulded tanks and battery compartment give long running times without refilling and charging.
- Clear lid on recovery tank.

Model	ENCORE 26 L Cylindrical
Ref. no	00969A
Description	ENCORE L 26 CYLNDRCL 24V
PRODUCT FEATURES	
BATTERY VERSION	■
WITH traction motor	■
AUTOMATIC BRUSH SHUT OFF	■
AUTOMATIC SOLUTION SHUT OFF	■
CYLINDRICAL BRUSH VERSION	■
INCL. ACCESSORIES	
10573A 39in SQUEEGEE KIT	■
30091A FRONT RIBBED BLADE 39in	■
30069A REAR GUM RUBBER BLADE 39i	■
10068A SQUEEGEE ASS. COMP 39"	■

Technical specifications	ENCORE 26 L Cylindrical
CLEANING WIDTH (MM)	660
DIMENSIONS LXWXH (MM)	1422x711x1092
BRUSH PRESSURE (KG)	0-45
BRUSH SPEED (RPM)	1000
WEIGHT (KG)	149
WEIGHT W/BATTERIES (KG)	345
POWER SUPPLY (V)	24
BRUSH MOTOR (KW)	2 x 0,37
WORKING SPEED (KM/H)	4
BRUSH SIZE (MM)	2 x 660 CYL.
SQUEEGEE WIDTH (MM)	970
TANK CAPACITY, SOLUTION/RECOVERY (L)	76/76
VACUUM MOTOR POWER - 3 STAGE (W)	560
TRACTION MOTOR POWER (W)	370
VACUUM MOTOR TYPE - TANGENTIAL	X
TRACTION MOTOR TYPE - TRANSAXLE	X
THEORETICAL SURFACE PERFORMANCE (M ² /H)	2640

Accessories	Ref. no	Min. required	ENCORE 26 L Cylindrical	
	Batteries and Chargers			
	BATTERY 247AH SEMI TRAC 6V	7116010	4	■
	BATTERY 180AH SEMI TRAC 6V	7116011	4	■
	BATTERY TUBEULAR 175AH 6V	7116012	4	
	CHARGER 20A 24V	7116149	1	■
	BATTERY FILLING SYSTEM	7116055	1	
	BATTERY 12-4PGH260	7116178	1	■
	BATTERY 150AH SEMI TRAC 12V	7116007	2	■
	CHRG R SEMI TRAC 20A 24V	7116134	1	■
	CHRG R MAIN FREE 20A 24V	7116150	1	
	EX BATTERY DF 06 240 V	7116129	4	■
	EX BATTERY 12-4PZV220 DFS	7116179	1	■
	CHARGER 24V 30AH	7116148	1	■
PAD BOOST WHITE	Pad BOOST white			
PAD, WHITE 14X28 5-PK	997002	1		
PAD BOOST RED	Pad BOOST red			
PAD, RED 14X28 5-PK	997001	1		
PAD BOOST BLUE	Pad BOOST blue			
PAD BLUE 14 X 28	997006	1		
PAD BOOST BLACK	Pad BOOST Black			
PAD, BLACK 14X28 5-PK	997000	1		
PAD BOOST HI PRO	Pad BOOST Hi Pro			
PAD 14X28 3M HI PRO BOX 1	997016	1		
	Broom cyl.			
	POLY BRUSH L26 CYLINDRICAL	30176A	2	■
	NYLON BRUSH CYLINDRICAL	30177A	2	■
	CLEAN GRIT BRUSH CYLINDRICAL	30178A	2	■

Accessories	Ref. no	Min. required	ENCORE 26 L Cylindrical	
Broom cyl.				
	SUPER GRIT BRUSH CYLINDRI CAL	30179A	2	■
Squeegees, blades, skirts and splash guards				
	SQUEEGEE ASS. COMP 39"	10068A	1	■
	SQUEEGEE ASS. COMP 32"	10129A	1	
	32in SQUEEGEE KIT	10572A	1	
	39in SQUEEGEE KIT	10573A	1	
	FRONT BLADE RIBBED 32"	30066A	1	
	BLADE REAR GUM RUBBER 32"	30067A	1	
	BLADE, SQ., LINATEX, 35. 12	30067L	1	
	REAR GUM RUBBER BLADE 39i	30069A	1	■
	BLADE, SQ., LINATEX, 43.50	30069L	1	
	FRONT INNER BLADE SLIT GR OUT	30079A	1	
	INNTER (FRONT) BLADE SLIT 39in	30080A	1	
	INNER (FRONT) BLADE RIBBE D 32in	30083A	1	
	INNTER (FRONT) BLADE RIBB ED 39in	30084A	1	
	OUTER (REAR) BLADE RIBBED 32in	30085A	1	
	OUTER (REAR) BLADE RIBBED 39in	30086A	1	
	FRONT RIBBED BLADE 39in	30091A	1	■
	OUTER (REAR) BLADE NITRIL E 39in	30082A	1	■
	SQUEEGEE ASSM 29"	18820A	1	■
Options				
	OFF AISLE TOOL & VAC WAND	10150A	1	■
	HOUR METER KIT ENCORE	10656A	1	■
	EXTND SCRUB PRDUCTVTY	10663A	1	
	CHEMICAL MIXING SYS KIT 2426	11110A	1	
	KIT. CLARKE CARE	14607A	1	
	ACCESSORY BAG	30070A	1	■
	PROTECTANT. POLYDUR	50478A	1	
	SOFT CASTERS DUAL ASSM	51092A	1	■
	GREASE GUN KIT	55420A	1	
Detergents				
	AGR-2000 ALCOHOL HGH GLSS	81074	1	■
	COMBI ACTIVE 10LTR	81172	1	■

Accessories	Ref. no	Min. required	ENCORE 26 L Cylindrical	
	Detergents			
	ALLOSIL 10LTR	81237	1	■
	FOAM STOP 10LTR	80938	1	■
	ALTO WAX CLEAN 10LTR	81212	1	■
	INTENSIVE 10 L	81137	1	■
	UNIVERSAL 10LTR	80930	1	■
	RA CLEANER - 10 KGS	80940	1	■
	J 25 MULTI 10 L	80923	1	■
	TOPWASH 10LTR	80937	1	■
	DES 3000 10LTR	80933	1	■
ACIDO 10LTR	81204	1	■	