



Ride On 1310mm Battery and Petrol Powered Sweepers

The new Nilfisk-ALTO FLOORTEC R680 is indeed a high capacity dust-free sweeper. With a large, powerful vacuum system and a hopper size of 130 litres you can sweep large areas of floors before emptying is required. Plus emptying is easier than ever with the hydraulic high lift system.







A variable lift mechanism empties the hopper into containers of various heights. The lifting height is 1.8 m and the emptying height is up to 1.5 m. The FLOORTEC R680 excels not only in productivity but also in ramp climbing power for grades up to 20%.





PRODUCT FACTS

- Large horizontal filter captures dust effectively
- Flap lifting device for picking up large debris
- Electric filter shaker for continuous sweeping without manual filter cleaning
- No tools required to inspect or change filters or brooms so you can work efficiently
- The vacuum system runs automatically when the main broom is lowered saving battery power in transit
- Adjustable steering wheel and seat for maximum operator comfort and safety
- Rugged metal frame with corner rollers, protects both sweeper and inventory

Model	FLOORTEC R 680 B	FLOORTEC R 680 P
Ref. no	9084514010	9084515010
Description	FLOORTEC R 680 B	FLOORTEC R 680 P
PRODUCT FEATURES		
BATTERY VERSION	■	
PETROL VERSION		■
WITH TRACTION MOTOR	■	■
ADJUSTABLE STEERING AND SEAT	■	■
ELECTRIC FILTER SHAKER	■	■
NO TOOLS BRUSH ADJUSTMENT	■	■
VARIABLE HIGH DUMP SYSTEM	■	■
FLAP LIFTING DEVICE	■	■
KEY SWITCH	■	■
BATTERY LEVEL INDICATOR	■	
HOUR METER	■	■
INCL. ACCESSORIES		
146 1018 000 BRUSH MAIN 300 X0800 PPL	■	■
1463523000 FILTER PAPER PANEL	■	■
146 1025 000 SIDE BRUSH PPL 280 X 500	■	■

Technical specifications	FLOORTEC R 680 B	FLOORTEC R 680 P
POWER SOURCE PETROL		6,6 kW
DUST CONTROL	X	X
THEORETICAL SURFACE PERFORMANCE (M ² /H)	4200	4200
WORKING WIDTH WITH/WITHOUT SIDE BROOMS (MM)	1050/800	1050/800
MIN. TURN-AROUND AISLE WIDTH (CM)	1690	1690
FUEL TANK (L)		7,9
HOPPER VOLUME (L)	130	130
MAX DUMPING HEIGHT (CM)	150	150
MAIN FILTER TYPE PAPER	X	X
FILTER AREA (M ²)	7	7
SIDE BROOM DIAMETER (MM)	520	520
DIMENSIONS LXWXH (MM)	1750x1200x1370	1750x1200x1370
WEIGHT (KG)	440	554

Accessories	Ref. no	Min. required	FLOORTEC R 680 B	FLOORTEC R 680 P
Batteries and Chargers				
	BATTERY CH15-1000 100 AH5 CH6-1300-430 CH20-451-611	80564400	1	
Batteries GEL				
	BATTERY SET COMPLETE 330 AH5 MAINT FREE CH9	L00210413	1	
	BATT 180A DF 06 1100-CH15 CH2 600/1301CH8 850-CH12	80564000	1	
Batteries WET				
	BATTERY SINGLE CELL SEMI TR WET 255AH CH9	80565000	4	
	BATTERY SET COMPLETE 300 AH5 EXIDE CH9	L00270416	1	
Charger				
	CHARGER SMC 24/20 UK CPL CH8	80568700	1	
	CHARGER SMC 24/30 UK CPL CH9	80568900	1	
Broom cyl. 800mm				
 800mm	BRUSH MAIN 300 X0800 PPL 0.8	146 1018 000	1	
	BROOM MAIN 300X800 NATURAL FIBRE	145 6135 000	1	
	MAIN BRUSH	145 4963 000	1	
Side brush				
	SIDE BRUSH PPL 280 X 500	146 1025 000	1	
	BRUSH NATURAL FIBRE 280 X 500	146 1148 000	1	

Accessories	Ref. no	Min. required	FLOORTEC R 680 B	FLOORTEC R 680 P
Side brush				
	BRUSH STEEL MIX 280 X 500	146 1149 000	1	
Filters				
	POLYESTER FILTER	145 6013 000	1	
	FILTER,CLOTH POCKET KIT R580B	146 2677 000	1	
	FILTER PAPER PANEL	1463523000	1	
Squeegees, blades, skirts and splash guards				
	SIDE SKIRT NON MARKING	146 1150 000	2	
	SKIRT REAR NON MARKING	146 1151 000	1	
	FRONT SKIRT NON MARKING	146 1152 000	1	
Assembly				
	WHEEL	146 0329 000	1	
	WHEEL	146 0330 000	1	
	BEACON FL.OV/HD GUARD KIT SR 1300 H	146 2098 000	1	
	GUARD OVERHEAD KIT	146 2674 000	1	
	BEACON FLASH.ON SUP.KIT R580	146 2676 000	1	
	LEFT SIDE BROOM	1463489000	1	