



### Ride On 1100mm Battery and Petrol Powered Sweepers

A compact design combining a wide sweeping path, excellent manoeuvrability and enough power for a ramp climbing capacity of up to 20%.

Riding the new Nilfisk-ALTO FLOORTEC R570 you can cover large areas of floors and get the job done quickly, effectively and with maximum driver comfort.






The FLOORTEC R570 is also a robust sweeper designed to withstand tough working conditions indoors or outside. Perfect ergonomics, user-friendly operation and low maintenance costs are among other significant advantages. Nilfisk-ALTO FLOORTEC R570 means dust-free and trouble-free sweeping 365 days a year

### PRODUCT FACTS

- Two side brooms sweep a wide path.
- Easy to inspect or change filters or brooms without tools.
- Foot pedal for speed and forward/reverse control on the panel improves ergonomics and safety.
- Powerful vacuum motor and large filter, for continuous dust free sweeping.
- Corrosion proof metal frame and polyethylene bodywork protects your investment.
- Thermal switches on the drive and broom motors for protection and reduced maintenance costs.
- Flap lifting device for picking up large debris.
- Operator entry from either side for superior ergonomics.

Model	FLOORTEC R 570 P	FLOORTEC R 570 B	FLOORTEC R 570 B
Ref. no	908 4308 010	20000232	908 4306 010
Description	FLOORTEC R 570 P	FLOORTEC R570 B OBC 24V	FLOORTEC R 570 B 24v
<b>PRODUCT FEATURES</b>			
BATTERY VERSION			■
PLASTIC BATTERY CONTAINER			■
BUILT-IN CHARGER			■
THERMAL BREAKERS	■		■
ELECTRIC FILTER SHAKER	■		■
PAPER PANEL FILTER	■		■
TWO SIDE BROOMS	■		■
HOPPER ON WHEELS	■		■
FLAP LIFTING DEVICE	■		■
ROBUST STEEL CHASSIS	■		■
KEY SWITCH	■		■
BATTERY LEVEL INDICATOR			■
HOUR METER	■		■
<b>INCL. ACCESSORIES</b>			
145 5665 000 FILTER	■		■
145 4879 000 MAIN BRUSH PPL	■		■
145 4959 000 SIDE BRUSH	■		■

Technical specifications	FLOORTEC R 570 P	FLOORTEC R 570 B	FLOORTEC R 570 B
POWER SOURCE BATTERY			24 V
POWER SOURCE PETROL	2,9 kW		
DUST CONTROL	X		X
THEORETICAL SURFACE PERFORMANCE (M <sup>2</sup> /H)	4400		4400
WORKING WIDTH WITH/WITHOUT SIDE BROOMS (MM)	1100/700		1100/700
TURNING RADIUS RIGHT/ LEFT (MM)	1310		1310
FUEL TANK (GAL.)	2,5		
HOPPER VOLUME (L)	70		70
FILTER AREA (M <sup>2</sup> )	5		5
SIDE BROOM DIAMETER (MM)	420		420
DIMENSIONS LXWXH (MM)	1480x930x1220		1480x930x1220
WEIGHT (KG)	315		255

Accessories	Ref. no	Min. required	FLOORTEC R 570 P	FLOORTEC R 570 B
<b>Batteries and Chargers</b>				
	BTRY SEMI TRAC 192AH 6v	7116003	4	■
	CHARGER 20AH 24V	7116195	1	■
	BTRY SEMI TRAC 110A 12V	7116188	2	■
	BTRY MAIN FREE 100AH 12V	7116009	2	■
<b>Broom cyl. 700mm</b>				
 700mm	MAIN BRUSH PPL	145 4879 000	1	■
	BRUSH MAIN 300x700 STEEL	145 4957 000	1	■
	MAIN BRUSH NATURAL FIBRE	145 6080 000	1	■
<b>Side brush</b>				
	SIDE BRUSH	145 4959 000	1	■
	SIDE BRUSH NATURAL FIBRE	145 4976 000	1	■
<b>Filters</b>				
	FILTER	145 5665 000	1	■
	POLYESTER FILTER	145 6013 000	1	■
	PRE-FILTER SR 1100S	146 2731 000	1	■
	FILTER POLYESTER	146 2759 000	1	■
<b>Others</b>				
	WHEEL REAR SUPERELASTIC	146 2433 000	1	■
	WHEEL FRONT SUPERELASTIC	146 2442 000	1	■
	MINI CONTAINERS KIT	146 2699 000	1	■
	SKIRTS NON MARKING KIT	146 2744 000	1	■
	WHEEL,FRONT NON MARKING	146 2745 000	1	■
	WHEEL,REAR NON MARKING	146 2746 000	1	■
	PROTECTION R. BROOM KIT FLOORTEC R 570	146 2766 000	1	■
	PROTECTION L. BROOM KIT FLOORTEC R 570	146 2767 000	1	■
BOX BATTERY KIT	146 2791 000	1	■	