



Walk Behind 820mm Petrol and Battery Powered Sweepers

With their compact, ergonomic design and easy manoeuvrability these handy machines allow you to clean large areas and at the same time get into corners and narrow spaces. That, combined with low noise levels, provides operators with a pleasant work environment.






Space for two batteries extended operation time. Low voltage cut-off system ensures long battery life by protecting batteries from deep discharge. Optional on-board charger freedom to charge anywhere.

PRODUCT FACTS

- Quick and easy inspection/change of filters and brooms without using tools.
- Driver ergonomics, traction and easy manoeuvrability for optimum work flow.
- Durable polyethylene construction and rotor moulded cover resists corrosion.
- Mechanically linked motor and gearbox reduce maintenance costs and minimise downtime.

Model	FLOORTEC 560 B	FLOORTEC 560 B	FLOORTEC 560 P
Ref. no	20000230	908 4107 010	908 4109 010
Description	FLOORTEC 560 B OBC 12v	FLOORTEC 560 B 12v	FLOORTEC 560 P
PRODUCT FEATURES			
BATTERY VERSION		■	
PETROL VERSION			■
WITH TRACTION MOTOR		■	■
BATTERY CONTAINER		■	
BUILT-IN CHARGER			
ADJUSTABLE HANDLE		■	■
MANUAL FILTER SHAKER		■	■
PANEL FILTER WITH SHAKER		■	■
NO TOOLS BRUSH ADJUSTMENT		■	■
HOPPER ON WHEELS		■	■
FLAP LIFTING DEVICE		■	■
KEY SWITCH		■	■
BATTERY METER		■	
HOURLY METER		■	
INCL. ACCESSORIES			
146 2359 000 CHARGER BATTERY 12V 20A			
146 0748 000 MAIN BROOM PPL 0,7D.265		■	■
145 4806 000 PAPER FILTER		■	■
145 1899 000 SIDE BRUSH 180X420 PPL		■	■

Technical specifications	FLOORTEC 560 B	FLOORTEC 560 B	FLOORTEC 560 P
POWER SOURCE BATTERY		12 V	
POWER SOURCE PETROL			2,2 kW
DUST CONTROL		X	X
THEORETICAL SURFACE PERFORMANCE (M ² /H)		3280	3280
WORKING WIDTH WITH/WITHOUT SIDE BROOMS (MM)		820/600	820/600
FUEL TANK (L)			2,2
HOPPER VOLUME (L)		50	50
MAIN FILTER TYPE PAPER		X	X
FILTER AREA (M ²)		2	2
SIDE BROOM DIAMETER (MM)		420	420
DIMENSIONS LXWXH (MM)		1070x780x840	1070x780x840
WEIGHT (KG)		90	105

Accessories		Ref. no	Min. required	FLOORTEC 560 B	FLOORTEC 560 P
 600mm	Broom cyl. 600mm				
	MAIN BROOM PPL 0,7D.265	146 0748 000	1	■	■
	BROOM NATURAL FIBRE 265 x 600	146 0749 000	1	■	■
	BROOM STEEL MIX 265	146 0750 000	1	■	■
	BROOM MAIN D.245X600 NATURAL FIBRE	146 0753 000	1	■	■
BROOM MAIN D.245X600 STEEL MIX	146 0754 000	1	■	■	
	Side brush				
	SIDE BRUSH 180X420 PPL	145 1899 000	1	■	■
	SIDE BRUSH	145 4959 000	1	■	■
SIDE BRUSH NATURAL FIBRE	145 4976 000	1	■	■	
	Filters				
	POLYESTER FILTER BIA C APPROVED	145 4746 000	1	■	■
	PAPER FILTER	145 4806 000	1	■	■
POLYESTER FILTER ANTISTATIC	146 0368 000	1	■	■	
	Assembly				
	WHEEL WITH BRAKE	146 0569 000	1	■	■
	Options				
	SHAKER FILTER ELECT.KIT	146 2670 000	1	■	