



Walk Behind 700mm Petrol and Battery Powered Sweepers

With their compact, ergonomic design and easy manoeuvrability these handy machines allow you to clean large areas and at the same time get into corners and narrow spaces. That, combined with low noise levels, provides operators with a pleasant work environment.







Space for two batteries extended operation time. Low voltage cut-off system ensures long battery life by protecting batteries from deep discharge. Optional on-board charger freedom to charge anywhere.

PRODUCT FACTS

- Quick and easy inspection/change of filters and brooms without using tools.
- Driver ergonomics, traction and easy manoeuvrability, for optimum work flow.
- Durable polyethylene construction and roto moulded cover resists corrosion.
- Mechanically linked motor and gearbox reduces maintenance costs and minimises downtime

Model	FLOORTEC 550 B	FLOORTEC 550 B	FLOORTEC 550 P
Ref. no	20000229	908 4005 010	908 4007 010
Description	FLOORTEC 550 B OBC 12v	FLOORTEC 550 B 12v	FLOORTEC 550 P
PRODUCT FEATURES			
BATTERY VERSION		■	
PETROL VERSION			■
WITH TRACTION MOTOR		■	■
BATTERY CONTAINER		■	
BUILT-IN CHARGER			
ADJUSTABLE HANDLE		■	■
MANUAL FILTER SHAKER		■	■
PANEL FILTER WITH SHAKER		■	■
NO TOOLS BRUSH ADJUSTMENT		■	■
HOPPER ON WHEELS		■	■
KEY SWITCH		■	■
BATTERY METER		■	
HOUR METER		■	
INCL. ACCESSORIES			
145 4792 000 CENTRAL BRUSH		■	■
146 2359 000 CHARGER BATTERY 12V 20A			
145 4806 000 PAPER FILTER		■	■
145 1899 000 SIDE BRUSH 180X420 PPL		■	■

Technical specifications	FLOORTEC 550 B	FLOORTEC 550 B	FLOORTEC 550 P
POWER SOURCE BATTERY		12 V	
POWER SOURCE PETROL			2,2 kW
DUST CONTROL		X	X
THEORETICAL SURFACE PERFORMANCE (M ² /H)		2800	2800
WORKING WIDTH WITH/WITHOUT SIDE BROOMS (MM)		700/500	700/500
FUEL TANK (L)			2,2
HOPPER VOLUME (L)		40	40
MAIN FILTER TYPE PAPER		X	X
FILTER AREA (M ²)		2	2
SIDE BROOM DIAMETER (MM)		420	420
DIMENSIONS LXWXH (MM)		1030x660x810	1030x660x810
WEIGHT (KG)		85	95

Accessories	Ref. no	Min. required	FLOORTEC 550 B	FLOORTEC 550 P	
Broom cyl. 500mm					
 500mm	CENTRAL BRUSH	145 4792 000	1	■	■
	MAIN BRUSH UNION MIX	145 4973 000	1	■	■
	MAIN BRUSH NATURAL FIBRE	145 4974 000	1	■	■
	MAIN BRUSH PPL 0.7	146 0304 000	1	■	■
	MAIN BRUSH NATURAL FIBRE	146 0305 000	1	■	■
Side brush					
	SIDE BRUSH 180X420 PPL	145 1899 000	1	■	■
	SIDE BRUSH	145 4959 000	1	■	■
	SIDE BRUSH NATURAL FIBRE	145 4976 000	1	■	■
Filters					
	POLYESTER FILTER BIA C APPROVED	145 4746 000	1	■	■
	PAPER FILTER	145 4806 000	1	■	■
	POLYESTER FILTER ANTISTATIC	146 0368 000	1	■	■
Squeegees, blades, skirts and splash guards					
	SKIRT FRONT/REAR STANDARD	146 0554 000	1	■	■
	SKIRT FRONT SOFT	146 0628 000	1	■	■
Assembly					
	WHEEL WITH BRAKE	146 0569 000	1	■	■
Options					
	SHAKER FILTER ELECT.KIT	146 2670 000	1	■	