



### Ride On 860 & 960 mm Battery Powered Scrubber Dryers

Tough, industrial ride-on scrubber dryer which will achieve outstanding results even on the dirtiest of floors.

The rugged large tanks and the easy to understand control panel make this ride on scrubber dryer very reliable and simple to use. If the operator hits door openings, pallet, shelves, etc., by mistake, the squeegee will just simply fall off the machine, without damaging either the inventory or the machine.





### PRODUCT FACTS

- Powerful transaxle drive system.
- Exclusive break away squeegee protects inventory.
- Squeegee blade change without any tools.
- Large rugged roto moulded tanks and battery compartment gives long running times without re filling and charging.
- Excellent line of sight.
- Low battery shut down.

| Model                                | ENCORE R 34          | ENCORE R 38          |
|--------------------------------------|----------------------|----------------------|
| Ref. no                              | 505-945CE            | 505-946CE            |
| Description                          | ENCORE R34 BASIC 36V | ENCORE R38 BASIC 36V |
| <b>PRODUCT FEATURES</b>              |                      |                      |
| TRANSAXLE DRIVE MOTOR                | ■                    | ■                    |
| WITH TRACTION MOTOR                  | ■                    | ■                    |
| AUTOMATIC BRUSH SHUT OFF             | ■                    | ■                    |
| AUTOMATIC SOLUTION SHUT OFF          | ■                    | ■                    |
| THERMAL BREAKERS                     | ■                    | ■                    |
| ADJUSTABLE BRUSH PRESSURE            | ■                    | ■                    |
| DISC BRUSH VERSION                   | ■                    | ■                    |
| RECOVERY EMPTYING HOSES              | ■                    | ■                    |
| SOLUTION EMPTYING HOSES              | ■                    | ■                    |
| ELECTRONIC FLOAT SWITCH              | ■                    | ■                    |
| KEY SWITCH                           | ■                    | ■                    |
| BATTERY METER                        | ■                    | ■                    |
| HOURLY METER                         | ■                    | ■                    |
| SOLUTION LEVEL INDICATOR             | ■                    | ■                    |
| BACK UP WARNING ALARM                | ■                    | ■                    |
| NON MARKING TRACTION WHEELS          | ■                    | ■                    |
| AUTOMATIC SQUEEGEE LIFT IN REVERSE   | ■                    | ■                    |
| ROLLER BUMPERS ON SQUEEGEE           | ■                    | ■                    |
| PROTECTION ROLLER BUMPERS            | ■                    | ■                    |
| REAR BUMPER                          | ■                    | ■                    |
| <b>INCL. ACCESSORIES</b>             |                      |                      |
| 7-77-00096 BLADE. OUTER SQ           | ■                    | ■                    |
| 7-77-00116 REAR SQUEEGEE INNER       | ■                    | ■                    |
| 7-77-00123 RUBBER INNER SQUEEGEE 34" | ■                    | ■                    |
| 18816K SQUEEGEE ASSM 33"             | ■                    | ■                    |
| 18817K SQUEEGEE ASSM 38"             | ■                    | ■                    |

| Technical specifications                            | ENCORE R 34    | ENCORE R 38    |
|---|----------------|----------------|
| POWER SOURCE BATTERY                                | 36 V           | 36 V           |
| VACUUM MOTOR TYPE - TANGENTIAL                      | X              | X              |
| TRACTION MOTOR TYPE - TRANSAXLE                     | X              | X              |
| WORKING SPEED (KM/H)                                | 4              | 4              |
| BRUSH MOTOR (KW)                                    | 2 x 1,3        | 2 x 1,36       |
| TRACTION MOTOR POWER (W)                            | 1100           | 1100           |
| VACUUM MOTOR POWER - 3 STAGE (W)                    | 740            | 740            |
| THEORETICAL SURFACE PERFORMANCE (M <sup>2</sup> /H) | 3440           | 3840           |
| CLEANING WIDTH (MM)                                 | 860            | 960            |
| TANK CAPACITY, SOLUTION/RECOVERY (L)                | 170 / 170      | 170 / 170      |
| SQUEEGEE WIDTH (MM)                                 | 1070           | 1070           |
| BRUSH PRESSURE (KG)                                 | 88             | 88             |
| BRUSH SPEED (RPM)                                   | 300            | 300            |
| BRUSH SIZE (MM)                                     | 2x430          | 2x480          |
| DIMENSIONS LXWXH (MM)                               | 1816x1040x1295 | 1816x1040x1295 |
| WEIGHT (KG)   | 448            | 457            |
| WEIGHT W/BATTERIES (KG)                             | 742            | 751            |

| Accessories   | Ref. no                                   | Min. required | ENCORE R 34 | ENCORE R 38 |
|---|---|---------------|-------------|-------------|
| <b>Batteries and Chargers</b>   |   |               |             |             |
|             | BTRY 360AH STEEL BOX 36V                  | 7116052       | 1           | ■           |
|   | CHARGER 36V 20AH                          | 7116152       | 1           | ■           |
|   | BTRY 300AH TUBULAR 6V                     | 7116016       | 6           | ■           |
|   | CHARGER 36V 20AH                          | 7116151       | 1           | ■           |
|   | BTRY SEMI TRAC 285AH 6V                   | 7116015       | 6           | ■           |
|   | EX BATTERY 18-4PZV280 DFS                 | 7116176       | 1           | ■           |
|   | CHARGER 36V 20AH                          | 7116154       | 1           | ■           |
|   | CHARGER 36V 40AH                          | 7116133       | 1           | ■           |
| <b>Batteries WET</b>  |   |               |             |             |
|             | BATTERY SINGLE CELL SEMI TR WET 255AH CH9 | 80565000      | 1           | ■           |
| <b>Padholders</b>   |   |               |             |             |
|             | PAD ASSM 17"                              | 17520C        | 2           | ■           |
|   | PAD ASSM 19"                              | 17524B        | 2           | ■           |
| <b>Pad 17" / 432mm</b>  |   |               |             |             |
| <br>432mm  | CS 17 WHITE 51 PADS                       | 976052        | 2           | ■           |
|   | CS 17 RED 51 PADS                         | 976053        | 2           | ■           |
|   | CS 17 BLUE 51 PADS                        | 976054        | 2           | ■           |
|   | CS 17 BROWN 51 PADS                       | 976055        | 2           | ■           |
|   | CS 17 BLACK THICK PADS                    | 976158        | 2           | ■           |
| <b>Pad 19" / 480mm</b>  |   |               |             |             |
| <br>480mm | CS 19 WHITE 51 PADS                       | 976062        | 2           | ■           |
|   | CS 19 RED 51 PADS                         | 976063        | 2           | ■           |
|   | CS 19 BLUE 51 PADS                        | 976064        | 2           | ■           |
|   | CS 19 BROWN 51 PADS                       | 976065        | 2           | ■           |
|   | PADS BLACK 19"                            | 976166        | 2           | ■           |
| <b>Brush disc. 430mm</b>  |   |               |             |             |
| <br>430mm | BRUSH ASM..POLYPROPYLENE                  | 11424B        | 2           | ■           |
|   | BRUSH ASM.. GRIT HEAVY (1                 | 11425B        | 2           | ■           |
|   | BRUSH ASM.. NYLON 17inOD                  | 11428B        | 2           | ■           |
|   | BRUSH ASM.. GRIT MEDIUM (                 | 11430B        | 2           | ■           |
| <b>Brush disc. 480 mm</b>   |   |               |             |             |
| <br>480mm | BRUSH ASM. GRIT MEDIUM (1                 | 11432B        | 2           | ■           |

| Accessories   | Ref. no  | Min. required | ENCORE R 34 | ENCORE R 38 |
|---|--|---------------|-------------|-------------|
| <br>480mm | <b>Brush disc. 480 mm</b>                          |               |             |             |
|   | BRUSH ASM.. GRIT HEAVY (                           | 11433B        | 2           | ■           |
|   | BRUSH ASM. POLYPROP.19in                           | 11434B        | 2           | ■           |
|   | BRUSH ASM. NYLON 19inOD (                          | 11435B        | 2           | ■           |
|           | <b>Squeegees, blades, skirts and splash guards</b> |               |             |             |
|   | SQUEEGEE ASSM 33"                                  | 18816K        | 1           | ■           |
|   | RUBBER LH SIDE SQUEEGEE                            | 7-77-00144    | 1           | ■           |
|   | RUBBER RH SIDE SQUEEGEE                            | 7-77-00145    | 1           | ■           |
|   | REAR SQUEEGEE INNER                                | 7-77-00116    | 1           | ■           |
|   | BLADE. OUTER SQ                                    | 7-77-00096    | 1           | ■           |
|   | OUTER SQUEEGEE 38"                                 | 7-77-00132    | 1           | ■           |
|   | SQUEEGEE ASSM 38"                                  | 18817K        | 1           | ■           |
|   | RUBBER INNER SQUEEGEE 34"                          | 7-77-00123    | 1           | ■           |
|   | RUBBER OUTER SQUEEGEE 34"                          | 7-77-00117    | 1           | ■           |
|   | OUTER SQUEEGEE 34"                                 | 7-77-00131    | 1           | ■           |
|           | <b>Options</b>                                     |               |             |             |
|   | DUAL VAC SYSTEM (ENCORE R )                        | 0780-427      | 1           | ■           |
|   | SQUEEGEE WAND OPTION ENCORE R                      | 0780-429      | 1           | ■           |
|   | STROBE LIGHT W/O OHG AMBR                          | 0780-460      | 1           | ■           |
|   | PARKING BRAKE                                      | 0780-552      | 1           | ■           |
|   | DUAL VACUUM SYSTEM ENC R                           | 0780-554      | 1           | ■           |
|   | AMBER STROBE LIGHT WITHOUT OHG                     | 0780-555      | 1           | ■           |
|   | LIGHT PACKAGE                                      | 0780-557      | 1           | ■           |
| SPRAY WAND  | 0780-558   | 1             | ■           |             |
|         | <b>Detergents</b>                                  |               |             |             |
|   | J 25 MULTI 10 L                                    | 80923         | 1           | ■           |
|   | UNIVERSAL 10LTR                                    | 80930         | 1           | ■           |
|   | DES 3000 10LTR                                     | 80933         | 1           | ■           |
|   | TOPWASH 10LTR                                      | 80937         | 1           | ■           |
|   | FOAM STOP 10LTR                                    | 80938         | 1           | ■           |
|   | RA CLEANER - 10 KGS                                | 80940         | 1           | ■           |
|   | AGR-2000 ALCOHOL HGH GLSS                          | 81074         | 1           | ■           |
|   | INTENSIVE 10 L                                     | 81137         | 1           | ■           |
|   | COMBI ACTIVE 10LTR                                 | 81172         | 1           | ■           |
|   | ACIDO 10LTR  | 81204         | 1           | ■           |
|   | ALTO WAX CLEAN 10LTR                               | 81212         | 1           | ■           |
|   | ALLOSIL 10LTR                                      | 81237         | 1           | ■           |