



Walk Behind 700,840 & 950 mm Battery Powered Scrubber Dryers

The new Nilfisk-ALTO SCRUBTEC 795, 784 and 770 S/L range of walk-behind scrubbers provides you the best traction in double scrubbing and ramp cleaning, and they provide safety, not only for the operator, but also for those walking on recently cleaned floors.

Other significant advantages with the new SCRUBTEC L walk-behinds are the control system that allows all normal scrubbing functions to be activated by a single touch of a button for convenience and minimal operator training.

Typical applications can be found in retail stores, distribution centres, warehouses, office buildings, schools & universities, cleaning contractors and manufacturing plants.

The new large ALTO SCRUBTEC walk-behind range keep focus on the operator with comfort, safety and fun, and for the buyer with productivity, low maintenance cost, employee satisfaction and labour savings.

PRODUCT FACTS

- Low voltage shut off.
- Non corrosive polydur brush housing.
- Exclusive nylon gimbal brush/pad driver mount.
- Non marking pneumatic tires.
- AccuTrac patented breakaway swing squeegee.
- Neutral position traverse control handles.
- All controls on front view panel.

Model	SCRUBTEC BOOST	SCRUBTEC 770L	SCRUBTEC 784S
Ref. no	05210E	05211E	05220E
Description	SCRUBTEC 770S 36V	SCRUBTEC 770L 36V	SCRUBTEC 784S 36V
PRODUCT FEATURES			
BATTERY VERSION	■	■	■
TRANSAXLE DRIVE MOTOR	■	■	■
BATTERY COMPARTMENT DRAIN	■	■	■
AUTOMATIC BRAKE	■	■	■
AUTOMATIC BRUSH SHUT OFF	■	■	■
AUTOMATIC SOLUTION SHUT OFF	■	■	■
THERMAL BREAKERS	■	■	■
SOLUTION FILTER	■	■	■
ADJUSTABLE BRUSH PRESSURE	■	■	■
BRISTLE BRUSH SKIRT	■	■	■
DISC DECK: 2 BRUSHES	■	■	■
RECOVERY EMPTYING HOSES	■	■	■
REMOVABLE RECOVERY LID	■	■	■
SOLUTION EMPTYING HOSES	■	■	■
TILTING TANKS	■	■	■
ELECTRONIC FLOAT SWITCH	■	■	■
BATTERY METER	■	■	■
HOUR METER	■	■	■
NON MARKING TRACTION WHEELS	■	■	■
3 POSITION SQUEEGEE	■	■	■
AUTOMATIC SQUEEGEE LIFT IN REVERSE	■	■	■
BLADES CAN BE USED ON 4 EDGES	■	■	■
ROLLER BUMPERS ON SQUEEGEE	■	■	■
POLISHING	■	■	■
SCRUBBING	■	■	■
STRIPPING	■	■	■
INCL. ACCESSORIES			
30914A BLADE INNER RUBBER 28"	■	■	■
30915A BLADE INNER RUBBER 33"	■	■	■
30934A BLADE INNER RUBBER 38"	■	■	■
30912L BLADE SQ. LINATEX 38.50	■	■	■
30913A BLDE OUTER GUM RUBBER 33"	■	■	■
30935A BLDE OUTER GUM RUBBER 38"	■	■	■
18815K SQUEEGEE ASSM 28"	■	■	■
18816K SQUEEGEE ASSM 33"	■	■	■
18817K SQUEEGEE ASSM 38"	■	■	■



Technical specifications	SCRUBTEC BOOST	SCRUBTEC 770L	SCRUBTEC 784S
POWER SUPPLY (V)	36	36	36
VACUUM MOTOR TYPE - TANGENTIAL	X	X	X
BRUSH MOTOR (KW)	2 x 0,74	2 x 0,74	2 x 0,74
TRACTION MOTOR POWER (W)	370	370	370
VACUUM MOTOR POWER - 3 STAGE (W)	740	740	740
THEORETICAL SURFACE PERFORMANCE (M ² /H)	2800	2800	3360
CLEANING WIDTH (MM)	700	700	840
TANK CAPACITY, SOLUTION/RECOVERY (L)	114 / 114	114 / 114	114 / 114
SQUEEGEE WIDTH (MM)	813	813	991
BRUSH PRESSURE (KG)	68-100	63,5-100	68-100






Technical specifications	SCRUBTEC BOOST	SCRUBTEC 770L	SCRUBTEC 784S
BRUSH SPEED (RPM)	200	200	200
BRUSH SIZE (MM)	355	355	430
DIMENSIONS LXWXH (MM)	1588x762x1118	1588x762x1118	1600x914x1118
WEIGHT (KG)	162	162	166
WEIGHT W/BATTERIES (KG)	456	456	460






Model	SCRUBTEC 784L	SCRUBTEC 795S	SCRUBTEC 795L
Ref. no	05221E	05230E	05231E
Description	SCRUBTEC 784L 36V	SCRUBTEC 795S 36V	SCRUBTEC 795L 36V
PRODUCT FEATURES			
BATTERY VERSION	■	■	■
TRANSAXLE DRIVE MOTOR	■	■	■
BATTERY COMPARTMENT DRAIN	■	■	■
AUTOMATIC BRAKE	■	■	■
AUTOMATIC BRUSH SHUT OFF	■	■	■
AUTOMATIC SOLUTION SHUT OFF	■	■	■
THERMAL BREAKERS	■	■	■
SOLUTION FILTER	■	■	■
ADJUSTABLE BRUSH PRESSURE	■	■	■
BRISTLE BRUSH SKIRT	■	■	■
DISC DECK: 2 BRUSHES	■	■	■
RECOVERY EMPTYING HOSES	■	■	■
REMOVABLE RECOVERY LID	■	■	■
SOLUTION EMPTYING HOSES	■	■	■
TILTING TANKS	■	■	■
ELECTRONIC FLOAT SWITCH	■	■	■
BATTERY METER	■	■	■
HOUR METER	■	■	■
NON MARKING TRACTION WHEELS	■	■	■
3 POSITION SQUEEGEE	■	■	■
AUTOMATIC SQUEEGEE LIFT IN REVERSE	■	■	■
BLADES CAN BE USED ON 4 EDGES	■	■	■
ROLLER BUMPERS ON SQUEEGEE	■	■	■
POLISHING	■	■	■
SCRUBBING	■	■	■
STRIPPING	■	■	■
INCL. ACCESSORIES			
30914A BLADE INNER RUBBER 28"			
30915A BLADE INNER RUBBER 33"	■		
30934A BLADE INNER RUBBER 38"		■	■
30912L BLADE SQ. LINATEX 38.50			
30913A BLDE OUTER GUM RUBBER 33"	■		
30935A BLDE OUTER GUM RUBBER 38"		■	■
18815K SQUEEGEE ASSM 28"			
18816K SQUEEGEE ASSM 33"	■		
18817K SQUEEGEE ASSM 38"		■	■






Technical specifications	SCRUBTEC 784L	SCRUBTEC 795S	SCRUBTEC 795L
POWER SUPPLY (V)	36	36	36
VACUUM MOTOR TYPE - TANGENTIAL	X	X	X
BRUSH MOTOR (KW)	2 x 0,74	2 x 0,74	2 x 0,74
TRACTION MOTOR POWER (W)	370	370	370
VACUUM MOTOR POWER - 3 STAGE (W)	740	740	740
THEORETICAL SURFACE PERFORMANCE (M ² /H)	3360	3800	3800
CLEANING WIDTH (MM)	840	950	950
TANK CAPACITY, SOLUTION/RECOVERY (L)	114 / 114	114 / 114	114 / 114
SQUEEGEE WIDTH (MM)	991	1118	1118
BRUSH PRESSURE (KG)	63,5-100	68-100	63,5-100

Technical specifications	SCRUBTEC 784L	SCRUBTEC 795S	SCRUBTEC 795L
BRUSH SPEED (RPM)	200	200	200
BRUSH SIZE (MM)	430	480	480
DIMENSIONS LXWXH (MM)	1600x914x1118	1676x1041x1118	1676x1041x1118
WEIGHT (KG)	166	171	171
WEIGHT W/BATTERIES (KG)	460	465	465

Accessories	Ref. no	Min. required	SCRUBTEC BOOST	SCRUBTEC 770L	SCRUBTEC 784S	
Batteries and Chargers						
	BTRY 247AH SEMI TRAC 6V	7116010	6	■	■	■
	CHARGER 36V 20AH	7116146	1			
	CHARGER 36V 20A	7116109	1	■	■	■
	CHARGER 36V 20A	7116144	1	■	■	■
	BATTERY FILLING SYSTEM	7116076	1			
	BATTERY FILLING SYSTEM	7116060	1	■	■	■
	CHARGER 36/40	7116053	1			
	CHARGER 36V 40AH	7116133	1			
Padholders						
	PAD ASSM 17"	17520C	2			■
	PAD ASSM 14"	17521C	2	■	■	
	PAD ASSM 19"	17524B	2			
	PAD DRIVER. MOLDED FACE 1 7inW/6	53142A	2			■
	PAD HOLDER PINCH CLIP	56941A	1	■	■	■
Pad 14" / 355mm						
 355mm	PADS CS 14" WHITE 51	976037	2	■	■	
	CS 14 BLUE 51 PADS	976039	2	■	■	
	CS 14 BROWN 51 PADS	976040	2	■	■	
	CS 14 BLACK THICK PADS	976146	2	■	■	
Pad 17" / 432mm						
 432mm	CS 17 WHITE 51 PADS	976052	2			■
	CS 17 RED 51 PADS	976053	2			■
	CS 17 BLUE 51 PADS	976054	2			■
	CS 17 BROWN 51 PADS	976055	2			■
	CS 17 BLACK THICK PADS	976158	2			■
Pad 19" / 480mm						
 480mm	CS 19 WHITE 51 PADS	976062	2			
	CS 19 RED 51 PADS	976063	2			
	CS 19 BLUE 51 PADS	976064	2			
	CS 19 BROWN 51 PADS	976065	2			
	PADS BLACK 19"	976166	2			
Brush disc. 360mm						
 360mm	BRUSH, ASM LITE GRIT 14"	10383A	2	■	■	
	BRUSH, 28" NYLON	10874A	2	■	■	
	BRUSH ASM.. GRIT HEAVY (11426B	2	■	■	
	BRUSH ASM..POLYPROPYLENE 1	11427B	2	■	■	
	BRUSH ASM.. NYLON 14inOD	11429B	2	■	■	
	BRUSH ASM.. GRIT MEDIUM (11431B	2	■	■	
	BRUSH 14 ?370 5K	303000382	2	■	■	
Brush disc. 430mm						
 430mm	LITE GRIT BRUSH 17in	10384A	2			■
	BRUSH, 17" NYLON	10875A	2			■
	BRUSH ASM..POLYPROPYLENE	11424B	2			■
	BRUSH ASM.. GRIT HEAVY (1	11425B	2			■

Accessories	Ref. no	Min. required	SCRUBTEC BOOST	SCRUBTEC 770L	SCRUBTEC 784S
 430mm	Brush disc. 430mm				
	BRUSH ASM.. NYLON 17inOD	11428B	2		■
	BRUSH ASM.. GRIT MEDIUM (11430B	2		■
	BRUSH 17 ?430 5K	303000384	2		■
 480mm	Brush disc. 480 mm				
	LITE GRIT BRUSH 18in	10385A	2		
	BRUSH ASM. GRIT MEDIUM (1	11432B	2		
	BRUSH ASM.. GRIT HEAVY (11433B	2		
	BRUSH ASM. POLYPROP.19in	11434B	2		
	BRUSH ASM. NYLON 19inOD (11435B	2		
	Squeegees, blades, skirts and splash guards				
	SQUEEGEE ASSM 28"	18815K	1	■	■
	SQUEEGEE ASSM 33"	18816K	1		■
	SQUEEGEE ASSM 38"	18817K	1		
	SQUEEGEE ASSM 28"	18818A	1	■	■
	BLDE OUTER GUM RUBBER 28"	30912A	1	■	■
	BLADE SQ. LINATEX 38.50	30912L	1	■	■
	BLDE OUTER GUM RUBBER 33"	30913A	1		■
	Blade sq.linatex 42.12	30913L	1		■
	BLADE INNER RUBBER 28"	30914A	1	■	■
	BLADE INNER RUBBER 33"	30915A	1		■
	BLADE INNER RUBBER 28"	30930A	1	■	■
	BLADE INNER RUBBER 38"	30934A	1		
	BLDE OUTER GUM RUBBER 38"	30935A	1		
	BLADE SQUEEGEE 28"	30951A	1	■	■
	INNER SQUEEGEE BLADE 28"	30952A	1	■	■
	INNR SQUEGE BLDE RIBB 33"	30953A	1		■
	INNR SQUEGE BLDE RIBB 38"	30954A	1		
	INNR SQUEGE BLDE RIBB 28"	30955A	1	■	■
	SQUEEGEE GROUT BLADE 28"	30957A	1	■	■
SQUEEGEE BLADE GROUT 38"	30958A	1		■	
SQUEEGEE BLADE GROUT 38"	30959A	1			
	Others				
	KIT. CLARKE CARE	14607A	1	■	■
	Options				
	BRAKE KIT FOR 59116A	10684B	1	■	■
	PROTECTANT. POLYDUR	50478A	1	■	■
	CASTER ASM.. SOFT (26/32	52127A	2	■	■
	GREASE GUN KIT	55420A	1	■	■
	WHEEL ASM.. NON-MARKING W /FOAM	59955A	2	■	■

Accessories	Ref. no	Min. required	SCRUBTEC 784L	SCRUBTEC 795S	SCRUBTEC 795L
Batteries and Chargers					
	BTRY 247AH SEMI TRAC 6V	7116010	6	■	■
	CHARGER 36V 20AH	7116146	1		
	CHARGER 36V 20A	7116109	1	■	■
	CHARGER 36V 20A	7116144	1	■	■
	BATTERY FILLING SYSTEM	7116076	1		
	BATTERY FILLING SYSTEM	7116060	1	■	■
	CHARGER 36/40	7116053	1		
	CHARGER 36V 40AH	7116133	1		
Padholders					
	PAD ASSM 17"	17520C	2	■	
	PAD ASSM 14"	17521C	2		
	PAD ASSM 19"	17524B	2		■
	PAD DRIVER. MOLDED FACE 1 7inW/6	53142A	2	■	
	PAD HOLDER PINCH CLIP	56941A	1	■	■
Pad 14" / 355mm					
 355mm	PADS CS 14" WHITE 51	976037	2		
	CS 14 BLUE 51 PADS	976039	2		
	CS 14 BROWN 51 PADS	976040	2		
	CS 14 BLACK THICK PADS	976146	2		
Pad 17" / 432mm					
 432mm	CS 17 WHITE 51 PADS	976052	2	■	
	CS 17 RED 51 PADS	976053	2	■	
	CS 17 BLUE 51 PADS	976054	2	■	
	CS 17 BROWN 51 PADS	976055	2	■	
	CS 17 BLACK THICK PADS	976158	2	■	
Pad 19" / 480mm					
 480mm	CS 19 WHITE 51 PADS	976062	2		■
	CS 19 RED 51 PADS	976063	2		■
	CS 19 BLUE 51 PADS	976064	2		■
	CS 19 BROWN 51 PADS	976065	2		■
	PADS BLACK 19"	976166	2		■
Brush disc. 360mm					
 360mm	BRUSH, ASM LITE GRIT 14"	10383A	2		
	BRUSH, 28" NYLON	10874A	2		
	BRUSH ASM.. GRIT HEAVY (11426B	2		
	BRUSH ASM..POLYPROPLENE 1	11427B	2		
	BRUSH ASM.. NYLON 14inOD	11429B	2		
	BRUSH ASM.. GRIT MEDIUM (11431B	2		
	BRUSH 14 ?370 5K	303000382	2		
Brush disc. 430mm					
 430mm	LITE GRIT BRUSH 17in	10384A	2	■	
	BRUSH, 17" NYLON	10875A	2	■	
	BRUSH ASM..POLYPROPYLENE	11424B	2	■	
	BRUSH ASM.. GRIT HEAVY (1	11425B	2	■	

Accessories	Ref. no	Min. required	SCRUBTEC 784L	SCRUBTEC 795S	SCRUBTEC 795L
 430mm	Brush disc. 430mm				
	BRUSH ASM.. NYLON 17inOD	11428B	2	■	
	BRUSH ASM.. GRIT MEDIUM (11430B	2	■	
	BRUSH 17 ?430 5K	303000384	2	■	
 480mm	Brush disc. 480 mm				
	LITE GRIT BRUSH 18in	10385A	2		■
	BRUSH ASM. GRIT MEDIUM (1	11432B	2	■	■
	BRUSH ASM.. GRIT HEAVY (11433B	2	■	■
	BRUSH ASM. POLYPROP.19in	11434B	2	■	■
	BRUSH ASM. NYLON 19inOD (11435B	2	■	■
	Squeegees, blades, skirts and splash guards				
	SQUEEGEE ASSM 28"	18815K	1		
	SQUEEGEE ASSM 33"	18816K	1	■	
	SQUEEGEE ASSM 38"	18817K	1		■
	SQUEEGEE ASSM 28"	18818A	1		
	BLDE OUTER GUM RUBBER 28"	30912A	1		
	BLADE SQ. LINATEX 38.50	30912L	1		
	BLDE OUTER GUM RUBBER 33"	30913A	1	■	
	Blade sq.linatex 42.12	30913L	1	■	
	BLADE INNER RUBBER 28"	30914A	1		
	BLADE INNER RUBBER 33"	30915A	1	■	
	BLADE INNER RUBBER 28"	30930A	1		
	BLADE INNER RUBBER 38"	30934A	1		■
	BLDE OUTER GUM RUBBER 38"	30935A	1		■
	BLADE SQUEEGEE 28"	30951A	1		
	INNER SQUEEGEE BLADE 28"	30952A	1		
	INNR SQUEGE BLDE RIBB 33"	30953A	1	■	
	INNR SQUEGE BLDE RIBB 38"	30954A	1		■
	INNR SQUEGE BLDE RIBB 28"	30955A	1		
SQUEEGEE GROUT BLADE 28"	30957A	1			
SQUEEGEE BLADE GROUT 38"	30958A	1	■		
SQUEEGEE BLADE GROUT 38"	30959A	1		■	
	Others				
	KIT. CLARKE CARE	14607A	1	■	■
	Options				
	BRAKE KIT FOR 59116A	10684B	1	■	■
	PROTECTANT. POLYDUR	50478A	1	■	■
	CASTER ASM.. SOFT (26/32	52127A	2	■	■
	GREASE GUN KIT	55420A	1	■	■
	WHEEL ASM.. NON-MARKING W /FOAM	59955A	2	■	■