



### Walk Behind 450/530 mm Battery Powered Scrubber Dryers

This exciting SCRUBTEC range offers fast, effective and inexpensive cleaning. Highly productive, these units produce a fast return on investment and represent the best value for money in walk-behind scrubber/dryers.

Suitable for easy, efficient floor cleaning in hospitals, retail outlets, manufacturing plants, car dealers, garages, warehouses, restaurants, hotels, and other locations where it is vital that floors are kept clean.






### PRODUCT FACTS


- Interchangeable brush decks with 2 disc sizes 45 and 53 cm or 51 cm cylindrical brush
- 42 litres solution and recovery tanks
- Large access to recovery tank speeds up cleaning time
- Adjustable scrubbing pressure provides the best results under all conditions

Model	SCRUBTEC 545	SCRUBTEC 545	SCRUBTEC 553	SCRUBTEC 553	SCRUBTEC 553
Ref. no	9087172020	9087175020	9087178020	9087181020	9087185020
Description	SCRUBTEC 545 B COMBI UK	SCRUBTEC 545 BL COMBI UK	SCRUBTEC 553 B COMBI UK	SCRUBTEC 553 BL COMBI UK	SCRUBTEC 553 E UK
<b>PRODUCT FEATURES</b>					
BATTERY VERSION	■	■	■	■	
WITH TRACTION MOTOR		■		■	
ON-BOARD CHARGER	■	■	■	■	
CABLE VERSION					■
AUTOMATIC BRUSH SHUT OFF	■	■	■	■	■
AUTOMATIC SOLUTION SHUT OFF	■	■	■	■	■
SOLUTION FILTER	■	■	■	■	■
ADJUSTABLE BRUSH PRESSURE		■	■	■	■
CLICK ON-OFF BRUSH	■	■	■	■	■
INTERCHANGEABLE BRUSH DECK	■	■	■	■	■
RECOVERY EMPTYING HOSES	■	■	■	■	■
REMOVABLE RECOVERY LID	■	■	■	■	■
SOLUTION LEVEL INDICATOR	■	■	■	■	■
ROLLER BUMPERS ON SQUEEGEE	■	■	■	■	■
<b>INCL. ACCESSORIES</b>					
909 6483 000 BLADE,FRONT	■	■	■	■	■
909 6484 000 BLADE,REAR	■	■	■	■	■
909 6848 000 BRUSH DECK 531-551 KIT	■	■	■	■	■
7116009 BTTRY MAIN FREE 100AH 12V			■	■	
7116162 BTTRY MAIN FREE 70AH 12V	■	■			
L08837025 PROLENE MEDIUM 0,7MM			■	■	■
L08837020 PROLENE MEDIUM 0.7MM 45CM	■	■			
909 6851 000 SQUEEGEE KIT COMPLETE	■	■	■	■	■

Technical specifications	SCRUBTEC 545	SCRUBTEC 545	SCRUBTEC 553	SCRUBTEC 553	SCRUBTEC 553
MOTOR POWER SOURCE	Battery	Battery 70Ah	Battery	Battery 100Ah	Cable
MAX SPEED (KM/H)	-	4.5	-	4.5	-
VOLTAGE (V)	24	24	24	24	230
PROTECTION CLASS (ELECTRICAL)	IPX4	IPX4	IPX4	IPX4	IPX4
INSULATION CLASS	III	III	III	III	I
RATED POWER (W)	810	1010	810	1010	1650
BRUSH MOTOR (W)	480	480	480	480	1100
TRACTION MOTOR POWER (W)	-	200	-	200	-
VACUUM MOTOR POWER (W)	330	330	330	330	550
AIRFLOW (L/SEC)	25.3	25.3	25.3	25.3	36
VACUUM (KPA)	11	11	11	11	13
SOUND PRESSURE LEVEL AT 1.5 M (DB(A)ISO 3744)	65.8	65.8	65,8	65,8	67,3
PRODUCTIVITY RATE (M <sup>2</sup> / H)	1800	1800	2120	2120	2120
SCRUBBING WIDTH (MM)	450	450	530	530	530
MIN. TURN-AROUND AISLE WIDTH (CM)	60	60	65	65	65
MAX CLIMBING RATE (%)	-	16	-	16	-
WATER FLOW (L/M)	0.55-1.1	0.55-1.1	0.55-1.1	0.55-1.1	0.55-1.6
TANK CAPACITY, SOLUTION/RECOVERY (L)	42/42	42/42	42/42	42/42	42/42
SQUEEGEE WIDTH (MM)	760	760	760	760	760
BRUSH PRESSURE (KG)	23	23/33	25	25/35	32
BRUSH SPEED (RPM)	135	135	135	135	150
BRUSH SIZE (MM)	450	450	530	530	530
LENGTH X WIDTH X HEIGHT (CM)	119x51x105	119x51x105	122x54x105	122x54x105	118x54x105

Technical specifications	SCRUBTEC 545	SCRUBTEC 545	SCRUBTEC 553	SCRUBTEC 553	SCRUBTEC 553
WEIGHT (KG)	88	105	89	106	135
OPERATING WEIGHT (MACHINE ONLY) (LB)	220	238	221	238	177

Accessories	Ref. no	Min. required	SCRUBTEC 545	SCRUBTEC 553
<b>Batteries and Chargers</b>				
	BTRY SEMI TRAC 110A 12V	7116188	2	■
	BTRY MAIN FREE 100AH 12V	7116009	2	■
	CHARGER 24V 20A	7116142	1	■
	CHARGER 24V 20A SMC	7116106	1	■
	BATTERY 72AH TUBULAR (2 X 12V)	7116004	2	■
	CHARGER SEMI TRAC 24V 20A	7116141	1	■
	BTRY MAIN FREE 70AH 12V	7116162	2	■
	CHARGER MAIN FREE 24V 20A	7116140	1	■
<b>Brush disc. 450mm</b>				
 450mm	UNION MIX BRUSH 45CM	L08837022	1	■
	PROLENE MEDIUM 0.7MM 45CM BRUSH	L08837020	1	■
	PROLITE SOFT 0.5MM 45CM BRUSH	L08837021	1	■
	MIDLITE HEAVY DUTY 180 GT 45CM BRUSH	L08837023	1	■
	MIDGRIT MEDIUM 240 GRIT 45CM BRUSH	L08837024	1	■
<b>Brush disc. 530mm</b>				
 530mm	UNION MIX BRUSH 53CM	L08837027	1	■
	PROLITE SOFT 0.5MM 53CM BRUSH	L08837026	1	■
	PROLENE MEDIUM 0,7MM 53CM BRUSH	L08837025	1	■
	MIDLITE MEDIUM 180 GRIT 53CM BRUSH	L08837028	1	■
	MIDGRIT MEDIUM 240 GRIT 53CM BRUSH	L08837029	1	■
	DYNA GRIT 80 BRUSH	L08837066	1	■
	AGLITE GRIT 500 BRUSH SOFT 53CM	L08837067	1	■
MAGNA GRIT 46 BRUSH 53CM EXTREME HEAVY DUTY	L08837065	1	■	
<b>Squeegees, blades, skirts and splash guards</b>				
	SQUEEGEE KIT COMPLETE	909 6851 000	1	■
	BLADE,FRONT	909 6483 000	1	■
	BLADE,REAR	909 6484 000	1	■
	BLADE,POLYURET. KIT 30"	909 6858 000	1	■
	BLADE, STD KIT 30"	909 6860 000	1	■
	SPLASH GUARD KIT 451	909 6737 000	1	■
	SPLASH GUARD KIT 531-551	909 6736 000	1	■
<b>Others</b>				
	FILTER	909 5065 000	1	■
	EDS KIT	9097163000	1	■
	PRESSURE EXTRA BRUSH KIT	9097185000	1	■

Accessories		Ref. no	Min. required	SCRUBTEC 545	SCRUBTEC 553
	<b>Others</b>				
	COUNTER HOUR 24V KIT	9096951000	1	■	■
	HOUR METER KIT 230V	909 6735 000	1	■	■