



#### Walk Behind 430mm Battery and Mains Powered Scrubber Dryers

Nilfisk-ALTO SCRUBTEC 343 is extremely compact and ideal for all-round cleaning of all different kinds of floors with 5 different brushes and 5 different pads. It is compact, easy to transport and very user friendly. The SCRUBTEC 343 offers a high brush pressure and large tank capacity.

SCRUBTEC 343 is available in four different configurations, both battery and electronic (230 V) versions.

SCRUBTEC 343's large 29 liter tank allows continuous use for more than 1 hour, and thanks to the powerful brush and squeegee the SCRUBTEC 343 will leave the floor clean and dry even in heavy-duty applications.

Other significant advantages with the SCRUBTEC 343 are a reliable polyethylene chassis with all integrated components, parking and transportation wheel, on-board charger on two of the battery versions, water save system, brush click on-off and even more. Meaning SCRUBTEC is the perfect solution for all cleaning tasks.

Typical applications can be found in hospitals & health care facilities, supermarkets & shops, garage and car facilities, schools, restaurants & cafeterias, administration and state buildings, food industry, industry etc.

#### PRODUCT FACTS

- Compact and highly manoeuvrable.
- Large capacity tanks.
- Brush assisted traverse.
- Low battery protection.
- Easy rear emptying through long hose.
- Automatic brush on/off.
- Break away squeegee.

Model	Scrubtec 343 E	SCRUBTEC 343 B	SCRUBTEC 343 B OBC	Scrubtec 343 B Combi
Ref. no	908 7120 020	908 7115 020	908 7118 020	908 7117 020
Description	SCRUBTEC 343 E 230V	SCRUBTEC 343 B 24v	SCRUBTEC 343 B OBC 24v	SCRUBTEC 343 B COMBI 24v







## PRODUCT FEATURES

BATTERY VERSION		■	■	■
BATTERY KIT				■
BATTERY CHARGER			■	■
CABLE VERSION	■			
AUTOMATIC BRUSH SHUT OFF	■	■	■	■
AUTOMATIC SOLUTION SHUT OFF	■	■	■	■
SOLUTION FILTER	■	■	■	■
DISC BRUSH VERSION	■	■	■	■
RECOVERY EMPTYING HOSES	■	■	■	■
ROLLER BUMPERS ON SQUEEGEE	■	■	■	■

## INCL. ACCESSORIES

909 5702 000 SQUEEGEE KIT COMPLETE	■	■	■	■
------------------------------------	---	---	---	---

Technical specifications	Scrubtec 343 E	SCRUBTEC 343 B	SCRUBTEC 343 B OBC	Scrubtec 343 B Combi
EL CABLE (M)	20			
POWER SOURCE	220/240-50/60 Hz			
POWER SOURCE BATTERY		24	24	24
TRACTION MOTOR TYPE - BRUSH ASSIST	X	X	X	X
WORKING SPEED (KM/H)	4	4	4	4
BRUSH MOTOR (KW)	1,1	0,52	0,52	0,52
VACUUM MOTOR POWER (W)	550	300	300	300
SOUND LEVEL	71	70	70	70
THEORETICAL SURFACE PERFORMANCE (M <sup>2</sup> /H)	1720	1720	1720	1720
CLEANING WIDTH (MM)	430	430	430	430
TANK CAPACITY, SOLUTION/RECOVERY (L)	29 / 29	29 / 29	29 / 29	29 / 29
SQUEEGEE WIDTH (MM)	730	730	730	730
BRUSH SPEED (RPM)	150	160	160	160
BRUSH SIZE (MM)	430	430	430	430
DIMENSIONS LXWXH (MM)	1020x570x860	1020x570x860	1020x570x860	1020x570x860
WEIGHT (KG)	75	81,5	83	
WEIGHT W/BATTERIES (KG)		125	126,5	126,5

Accessories	Ref. no	Min. required	Scrubtec 343 E	SCRUBTEC 343 B	SCRUBTEC 343 B OBC	Scrubtec 343 B Combi
<b>Batteries and Chargers</b>						
	CHARGER MAIN FREE 24V 20A	7116140	1		■	■
	CHARGER 24V 20A	7116159	1			
<b>Padholders</b>						
	PADHOLDER CPL BA-CA 410	909 5695 000	1	■	■	■
<b>Pad 17" / 432mm</b>						
 432 mm	CS 17 WHITE 51 PADS	976052	1	■	■	■
	CS 17 RED 51 PADS	976053	1	■	■	■
	CS 17 BLUE 51 PADS	976054	1	■	■	■
	CS 17 BROWN 51 PADS	976055	1			
	CS 17 BLACK THICK PADS	976158	1	■	■	■
<b>Brush disc. 430mm</b>						
 430 mm	BRUSH PROLENE PPL 430MM	L08812891	1			
	BRUSH D.430 UNION MIX	909 5694 000	1	■	■	■
	BRUSH MIDLITE GRIT 430MM	909 5691 000	1	■	■	■
	BRUSH D.430 MIDGRIT 240	909 5692 000	1	■	■	■
	BRUSH D.430 PROLITE	909 5693 000	1	■	■	■
<b>Squeegees, blades, skirts and splash guards</b>						
	SQUEEGEE KIT COMPLETE	909 5702 000	1	■	■	■
<b>Others</b>						
	FILTER	909 5065 000	1	■	■	■